




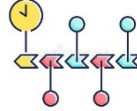
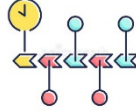









Thematic Blocked Curriculum Half-termly Overview

Year group: 2


Half term: Summer 1

Theme: Ocean Explorers



		Week 1	Week 2	Week 3	Week 4	Week 5	Week 6	Week 7
SUBJECT BLOCK		Geography 	Geography 	Geography 	History 	History 	Art 	Art 
English	Text / Class Novel							
	Phonics / spelling	Rocket Phonics						
	Reading	<p>Make predictions based on what I have read.</p> <p>Draw (simple) inferences from illustrations, events, characters' actions and speech.</p>	<p>Use prior knowledge, including context and vocabulary, to understand texts</p>		<p>Proof-read to check for errors in spelling, grammar and punctuation, including tenses and verbs.</p> <p>Evaluate my own writing independently, with peers and with an adult.</p>	<p>Make predictions based on what I have read.</p> <p>Draw (simple) inferences from illustrations, events, characters' actions and speech.</p> <p>Answer and ask questions about a text</p>		

		Answer and ask questions about a text						
	Grammar		<p>Use and identify suffixes, commas and apostrophes.</p> <p>Spell longer words using suffixes such as 'ment', 'ness', 'ful', 'less', 'ly'.</p>				<p>Correctly use question marks and exclamation marks.</p> <p>Use and identify statements, questions, exclamations and commands (incorporating correct punctuation).</p>	
	Writing		<p>Use and identify suffixes, commas and apostrophes.</p> <p>Spell longer words using suffixes such as 'ment', 'ness', 'ful', 'less', 'ly'.</p>	<p>Consistently use the present tense and past tense correctly.</p> <p>Orally rehearse structured sentences or sequences of sentences.</p> <p>Plan and discuss the content of writing and record my ideas, including new vocabulary</p>				<p>Plan and discuss the content of writing and record my ideas, including new vocabulary.</p> <p>Write for different purposes, including real events.</p> <p>Writing to inform NF text</p>
	Writing outcome	Writing to entertain – Character Description Grandude						
Maths	Cold task	<p>Choose and use standard units to estimate and measure length/height in any direction in m and cm using rulers.</p> <p>Compare and order lengths, mass, volume/capacity and</p>	<p>Compare and order lengths, mass, volume/capacity and record the results using < > and =.</p> <p>Recognise and use symbols for £ and p and combine amounts to make a particular value.</p>	<p>Find different combinations of coins that equal the same amount of money.</p>	<p>Solve simple problems in a practical context involving addition and subtraction of money of the same units, including giving change.</p>	<p>Know the number of minutes in an hour and the number of hours in a day.</p> <p>Tell and write the time to five minutes, including quarter to/past and show these times on a clock.</p>	<p>Tell and write the time to five minutes, including quarter to/past and show these times on a clock.</p>	<p>Hot task Arithmetic test</p> <p>Compare and sequence intervals of time.</p>

	record the results using < > and =.						
PE	RealPE: coordination and agility	RealPE: coordination and agility	RealPE: coordination and agility	RealPE: coordination and agility	RealPE: coordination and agility	RealPE: coordination and agility	RealPE: coordination and agility
Geography	<p>Name the continents of the world and locate them on a map.</p> <p>Name the oceans of the world and locate them on a map.</p> 	<p>Describe the key features of a place from a picture using words like: beach, coast, forest, hill, mountain, ocean, valley, river, soil and vegetation</p>	<p>Explain how an area has been spoilt or improved and give reasons</p> <p>Say what I like and do not like about a different place</p>				
History				<p>Answer questions by using books and the internet.</p> <p>Captain James Cook</p>	<p>Recount the life of someone famous from Britain who lived in the past</p> <p>Captain James Cook</p>		
Art & design						<p>Discuss how artists have used colour, pattern and shape.</p> <p>Say what I like and dislike about a piece of artwork (mine, peers or artists).</p> <p>Create a piece of art in response to the work of an artist.</p>	<p>Make and paint a clay pot.</p> <p>Join two clay finger pots together.</p> <p>Artist: Emily Kame Kngwarreye</p>

						Create a printed piece of art by pressing, rolling, rubbing and stamping using vegetables, sponges and textured objects. Artist: Emily Kame Kngwarreye	
Music	Friendship Song	Friendship Song	Friendship Song	Friendship Song	Friendship Song	Friendship Song	Friendship Song
RE				Church visit			
MfL							
Outdoor Learning						Cliffe Castle plant workshop	
Science	Observe and describe how seeds and bulbs grow into mature plants. Find out and describe how plants need water, light and a suitable temperature to grow and stay healthy.	Observe and describe how seeds and bulbs grow into mature plants. Find out and describe how plants need water, light and a suitable temperature to grow and stay healthy.	Observe and describe how seeds and bulbs grow into mature plants. Find out and describe how plants need water, light and a suitable temperature to grow and stay healthy.	Observe and describe how seeds and bulbs grow into mature plants. Find out and describe how plants need water, light and a suitable temperature to grow and stay healthy.	Observe and describe how seeds and bulbs grow into mature plants. Find out and describe how plants need water, light and a suitable temperature to grow and stay healthy.	Observe and describe how seeds and bulbs grow into mature plants. Find out and describe how plants need water, light and a suitable temperature to grow and stay healthy.	Observe and describe how seeds and bulbs grow into mature plants. Find out and describe how plants need water, light and a suitable temperature to grow and stay healthy.
ICT				Create and save a new PowerPoint presentation. Insert slides on PowerPoint to create a slide show presentation with up to 5 slides. Organise, retrieve and manipulate	Create and save a new PowerPoint presentation. Insert slides on PowerPoint to create a slide show presentation with up to 5 slides. Organise, retrieve and manipulate		

				digital (text/images) into a word document and PowerPoint using the copy	digital (text/images) into a word document and PowerPoint using the copy		
PHSCE	<ul style="list-style-type: none"> - Explain the stages of the learning line showing an understanding of the learning process; - Suggest phrases and words of encouragement to give someone who is learning something new; - Identify and describe where they are on the learning line in a given activity and apply its positive mindset strategies to their own learning. 	<ul style="list-style-type: none"> - Understand and give examples of things they can choose themselves and things that others choose for them; - Explain things that they like and dislike, and understand that they have choices about these things; 	<ul style="list-style-type: none"> - Understand and explain that some choices can be either healthy or unhealthy and can make a difference to their own health. 	<ul style="list-style-type: none"> - Explain how germs can be spread; - Describe simple hygiene routines such as hand washing; - Understand that vaccinations can help to prevent certain illnesses. 	<ul style="list-style-type: none"> - Explain the importance of good dental hygiene; - Describe simple dental hygiene routines. 	<ul style="list-style-type: none"> Understand that the body gets energy from food, water and oxygen; - Recognise that exercise and sleep are important to health.. 	<ul style="list-style-type: none"> - Name major internal body parts (heart, blood, lungs, stomach, small and large intestines, brain). - Describe how food, water and air get into the body and blood.
Quality outcome	Model globe	PSHCE Poster	Maths -Interactive Shop	Double page spread - Science	PowerPoint Presentation	Friendship Song class music piece Aboriginal Art	Clay Pots