











# Thematic Blocked Curriculum Half-termly Overview

Year group: 1    Half term: Autumn 2    Theme: Friends and Families

		Stage 1	Stage 2	Stage 3	Stage 4	Stage 5	Stage 6	Stage 7
SUBJECT BLOCK		Geography 	Geography 	Geography 	Geography 	History 	History 	History 
Literacy	Text / Class Novel & Genre	 						
	Phonics / Spelling	Rocket Phonics split across KS1 into 5 groups						
	Reading	Explain what I think a text is about.	Say what I like and do not like about a text  Take part in discussions about texts (likes/dislikes/characters/events etc.) taking turns and listening	Link what I have heard or read to my own experiences.				
	Grammar	Cold Task - SPAG		Use a capital letter for the personal pronoun I.	Use capital letters to start a sentence.	Use capital letters for names.		Hot task- SPAG
	Writing						Compose a sentence	Combine words to make a sentence.

# Thematic Blocked Curriculum Half-termly Overview

Year group: 1    Half term: Autumn 2    Theme: Friends and Families

							orally before writing it.	
	Writing Outcome	Write simple sentences about what they think the book will be about using the front cover and contents page.	Oracy - Children to work in mixed ability groups and each have a different section from the book. They will present their section to the rest of the class about their likes and dislikes.	2 role on the walls per page, comparing their friend's qualities and then their own qualities.  After, write simple sentences using pronoun I about the qualities.	Write captions for the pictures from page 18 (How not to be good friends).	Write sentences about what they like about their friend using their name.		<u>Writing to inform:</u>    Write instructions on what qualities are needed to be a good friend.
Maths	Vocabulary plus, add, more, altogether, sum, total, take away, less than, fewer than, minus, leave, subtract, difference, Numbers to 20, represent, number bonds, step problems, pictorial representations, missing number problems, trio triangle,							
	Cold Task  Read, write and interpret mathematical statements involving addition, subtraction and equals signs.  Represent and use number bonds and related	Read, write and interpret mathematical statements involving addition, subtraction and equals signs.  Represent and use number bonds and related subtraction facts to 10 and 20.	Read, write and interpret mathematical statements involving addition, subtraction and equals signs.  Add and subtract 1-digit and 2-digit numbers to 20, including zero.	Read, write and interpret mathematical statements involving addition, subtraction and equals signs.  Add and subtract 1-digit and 2-digit numbers to 20, including zero.	Read, write and interpret mathematical statements involving addition, subtraction and equals signs.	Read, write and interpret mathematical statements involving addition, subtraction and equals signs.  Solve one-step problems that involve addition and subtraction, using objects	Read, write and interpret mathematical statements involving addition, subtraction and equals signs.  Solve missing number	Read, write and interpret mathematical statements involving addition, subtraction and equals signs.  Solve missing number problems Eg 7 = ? - 9 (trio triangle).  Hot Task



# Thematic Blocked Curriculum Half-termly Overview

Year group: 1    Half term: Autumn 2    Theme: Friends and Families

	<p>Keep personal information private.          Know what information I can share and what information I can't share.          Know what information I can share and what information I can't share.</p>						
PHSCE	Valuing Differences						
	Feelings and bodies (Me and my relationships)	Good friends (Me and my relationships)	Same or different?	Unkind, tease or bully?	Harold's school rules.	It's not fair!	Who are our special people? Our special people balloons
Quality Outcome (Writing / art / production / presentation / assembly etc)	<p>Completed weather graphs for September and October with comparisons between the first 2 months of Autumn (oracy)</p> <p>Teddy to send home (whoever is start of the week) over the weekend. Children will write down what they do with it each weekend.</p>	<p>Postcard home to themselves with their address written. (could we actually get these posted?!)             Teddy to send home (whoever is start of the week) over the weekend. Children will write down what they do with it each weekend.</p>	<p>Roll on the wall.             Teddy to send home (whoever is start of the week) over the weekend. Children will write down what they do with it each weekend.</p>	<p>Draw pictures that show the difference between being unkind, tease or bully as a booklet.             Teddy to send home (whoever is start of the week) over the weekend. Children will write down what they do with it each weekend.</p>	<p>Talk with a grown up about things in the past, looking at old photographs, asking and answering questions about them.             Teddy to send home (whoever is start of the week) over the weekend. Children will write down what they do with it each weekend.</p>	<p>Christmas production.             Teddy to send home (whoever is start of the week) over the weekend. Children will write down what they do with it each weekend.</p>	<p>Instructions             Teddy to send home (whoever is start of the week) over the weekend. Children will write down what they do with it each weekend.</p>
Trips/Visitors		Local learning walk to link map to physical geography.			Visit Cliffe Castle to look at the old toys.		



# Thematic Blocked Curriculum Half-termly Overview

Year group: 1    Half term: Autumn 2    Theme: Friends and Families