








Thematic Blocked Curriculum Half-termly Overview






Year group: 1

Half term/year: Summer 2

Theme: The Seaside



		Week 1	Week 2	Week 3	Week 4	Week 5	Week 6	Week 7
SUBJECT BLOCK		What was the seaside like in the past?	What features do you see at the seaside?	What plants can you find on the coast line?	Will plants grow in the sand?	What food would you eat on the beach?	What games could we play on the beach?	What groups do you belong to?
English Learning Journey	Text / Class Novel	By Clare Hibbert 	By Clare Hibbert 	Danny McGee drinks the sea Andy Stanton 	Danny McGee drinks the sea Andy Stanton 	At the beach – Roland Harvey 	At the beach – Roland Harvey 	
	Phonics / Spelling	Phase 2, 3 5 in groups						
	Reading	Read words of more than one syllable that contain taught GPCs. Talk about and give an opinion on a range of texts.	Link what I have heard or read to my own experiences. Explain what I think a text is about.	Learn some poems and rhymes by heart. Blend sounds in unfamiliar words.	Say what I like and do not like about a text. Use what I already know to understand texts.	Make predictions about the events in the text. Check that my reading makes sense and go back to correct when it doesn't.	Explain what I think a text is about. Read phonetically decodable words.	Read words that end with 's, -ing, -ed, -est Read words which start with un-.
	Grammar	Personnel pronouns Capital letters and full stops Conjunctions Expanded noun phrases		Capital letters and full stops Exclamation marks Sentence structure (ordering)		Verbs Nouns Adjective		Regular plural noun suffixes and prefix "un"
	Writing	Sentence openers Adjectives to describe Conjunctions		Sentence Rhyming strings Adjectives		Sentence openers		Full stops , capital letters, question and exclamation marks conjunctions and adjectives
	Writing Outcome	Write a fact file about holidays from the past and now		Write their own short poem about Danny McGee		Write a recount about either a trip to the seaside OR our seaside day in school.		Write a letter to their new teacher introducing themselves, likes and dislikes
Maths		Multiplication as arrays Solve one step problem using arrays.	Division solving one step problems by using concrete (sharing/ grouping) and pictorial representation		Fractions, recognise, find and name half/quarter of an object, shape or quantity		Revision of four operations. Addition, subtraction Multiplication and division including solving one step problem and missing number problems.	
Science				SCIENCE I can name a variety of common and garden plants I can name the petals stem leaf and root				

			I can name the roots , trunk , branches and leaves of a tree Plant ---- linking to the different countries and climates I can use simple data to answer data Statistics-(maths) use a tally chart to record data including tallying information and totalling information				
ICT/Computing	Introduction to I pads Research seaside holidays				Ipads pic collages and adding text		
PE	Ball skills Throwing underarm and catching using both hands	Ball skills Throwing under arm and catching using both hands	Ball skills Using balls to throw and kick in different ways.	Ball skills Using balls to throw and kick in different ways.	Ball skills Using balls to throw and kick in different ways.	Ball skills Hit balls with bats	Ball skills Hit balls with bats
PHSCE Geography History Art & Design Design & Technology (incl. food tech) Music (incl. song links) RE MfL Outdoor Learning / LotC (incl. trips/visitors & outdoor lessons)	HISTORY Explain what an object from the past may have been used for. Ask and answer questions about old and new objects Recognise that some objects belong in the past. I can spot old and new things in a picture. I can use phrases such as old, new and a long time ago.	ART I can create moods in art work back ground colour ----icing sugar etc. ART I can cut roll and coil materials (main part of the picture I can evaluate my art work by explaining how it could be improved.			DESIGN TECHNOLOGY I can use my own ideas to make something. I can cut food safely. I can make a product that moves. I can make a model stronger I can explain to someone else how I want to make my product. I can describe how something works. I can chose appropriate resources and tools. I can make a simple plan before making.	PHSCE To know that they belong to various groups.	
	Quality Outcome (writing / art / production / presentation / assembly etc...)	Compare and contrast two different holidays. Write a travel brochure describing each holiday. 	Produce a piece of art which shows a holiday destination 	Write a set of instructions of instructions to explain how to successfully, plant a seed. 		Seaside design 	Instructional writing; recipe.  Under The Sea Cookies Beach Day this Week