









Year R : Summer 1 A pirate's Life For me!

Theme	Week 1 12.4.21	Week 2 19.4.21	Week 3 26.4.21	Week 4 4.5.21	Week 5 Eid T/F 10.5.21	Week 6 17.5.21	Week 7 24.5.21
Events	Captain Anne Bonnie arrival.		Pirate steal	Pirate Poem – Not I the mood for Pirate food.	EID	ART WEEK	
Text	Imagine you're a pirate 	 On a pirate ship	SUNK 	Mrs Pirate The Night Pirates  	Captain Beastie's Pirate Party  Pirate Poetry 	A new home for a pirate 	
Phonics	Phase 3 oa,oo,ar,or Phase 2 g, o, c, k Cvc words	Phase 3 ur,ow,oi,,ear Phase 2 – ck, e, u, r Cvc words	Phase 3 air, ure, er Phase 2 h,b,f,ff cvc words	Phase 3 Revise ch sh th ng Phase 2 l,ll,ss CVC words Phase 4 CVCC Words said, have, like, so	Phase 3 Phase 2 j,v,w,x Write CVC words Phase 4 do, some, come, were	Phase 3 Phase 2 y,z,zz,qu Write CVC words Phase 4 CVCC Words there, little, one	Phase 3 Phase 2 revise all Write CVC words Phase 4 CVCC Words one, when, out, what
English Reception	Information Retrieval Labels Character description Captions	Labels/maps Captions	Maps with labels Setting description Adjectives	Recipes Instructions Maps	Invitations and letters	Rhymes and Poetry	Performance (concert) Outdoors/film
Activities	Alliteration Pirate Names Label a pirate	Label pirate ship Write a sentence- On a ship there is a...	Label a map Describe setting- word/adjectives	Make worm biscuits! Write a simple recipe Put in two eggs Put in the flour Chop and chuck	Write an invitation for Eid party Count down from 5 days to Eid-	Matching alliteration words Great green grasshoppers Muck messy meals Make a list of things in pirate lunch box.	Learn the rhymes/poems/songs Pirate party Talk about facts they have learnt
Maths Reception	Count sets of objects 1-10 10-20. Recognise numbers to 20 and beyond. Instantly recognises groups of objects without counting Make a pirate counting book	Count sets of objects 1-10 10-20. Recognise numbers to 20 and beyond. Instantly recognises groups of objects without counting Counting in Twos	1 more 1 less than a given number to 10 then 20	Partitions and combines groups of objects up to 10	Add two sets of objects together Subtracting one from a set of objects	Counting in 10's Bundles of tens adding ones.	Counting in 10's Counting in 5's
Activities	Coins- count amounts Swag bag of coins- Put the correct amount in the bag	Recognise totals Pictures of cutlass/ Hats etc up to 20 Subitise with a pirate https://www.youtube.com/watch?v=1L8bIDeW5co	Walk the plank subtraction. Pirate steal Recording a number sentence	Two sided beans/tens frames double sided counters	Addition and subtraction Card and dice game	Ten coins in a bag Lollipop sticks, bundle together.	Using hands count in 5 Colour all the fives/tens 100 square
PHSCE	RR 1 - the importance of respecting others, even when they are very different from them (for example, physically, in	RR 3 - the conventions of courtesy and manners (please / thankyou / picking things up /	CF 3 - that healthy friendships are positive and welcoming towards others, and do not make others feel lonely or	CF 1 - how important friendships are in making us feel happy and secure, and how people choose and make friends	People and Comm Respecting one other's Beliefs. Understanding that families celebrate different events.	CF 4 - that most friendships have ups and downs, and that these can often be worked through so that the friendship is repaired or even strengthened, and that resorting to violence is never right	

	character, personality or backgrounds),	<i>holding doors open / offering to help etc..)</i>	<i>excluded (eg sharing / asking to join in / offering to join in etc..)</i>		Learning about differences and similarities between family events and celebrations		
Area of Development Focus Communication and Language	<ul style="list-style-type: none">• Responds to instructions involving a two part sequence.• Listens and responds to ideas expressed by others in conversation or discussion.• Understands why and how questions.• Builds up a vocabulary that reflects the breadth of their experiences and groups and explores the meaning and sounds of new words.• Uses language to imagine and recreate roles and experiences in play situations.• Uses talk to organise, sequence and clarify thinking, ideas, feelings and events.• Introduces a narrative or a storyline into their play. Questions why things happen and give explanations						
Knowledge and Understanding of the World/ P and C	<ul style="list-style-type: none">• Makes observations about plants and explains why some things occur, and talk about changes.• To use the correct scientific terms for plants• Talks about their own community life and finds out about other children's experiences.						
Activities	Growing plants, veg and seeds in Reception Garden. Big question – what do plants/seeds need to grow?	Sequencing from seed to plant	Visit the allotments	Local walk- Victoria park What is alive? Instructions – planning seeds	EID Cards EID Preparation Story Different families	EID Party EID recount	Visit Cliffe Castle? (look at the flower gardens)
Area of Development Focus Expressive Arts and Design	<ul style="list-style-type: none">• Understands that different media can be combined to create new effects.• Manipulates materials to achieve planned effect. (eg. changes of properties of media if they become wet or dry.)• Uses simple tools and techniques competently and appropriately.• Selects tools and techniques needed to shape, assemble and join materials they are using						
Activities	Making flags eyepatches	Telescopes Sunset background and a pirate ship	Make a 3D map paper mache Underwater paintings- colour wash Make underwater creatures- sharks, octopus etc	Make a pirate- using child's head- draw the body parts	Make a floating pirate ship (floating and sinking)	Under the sea scene (watercolour wash and collage)	Making props for the outdoor performance
Role Play Area	Pirate den- Dressing up clothes, seating area, cabin, tankards, scrolls and maps and quills (mark making and purposeful writing) hammocks. Telescopes, treasure (numbers to 100)						
Area of Development Focus Physical Funky fingers	Make an eyepatch	Make a flag	Make some jewellery	Make a palm tree	Make a parrot	Make a cutlass Twigs/rope	
Area of Development Focus Outdoor	Large pirate ship Using crates, boxes etc. Walk the plank Ladders Gardening/growing/changes in the weather Maths in motions and physical phonics						